




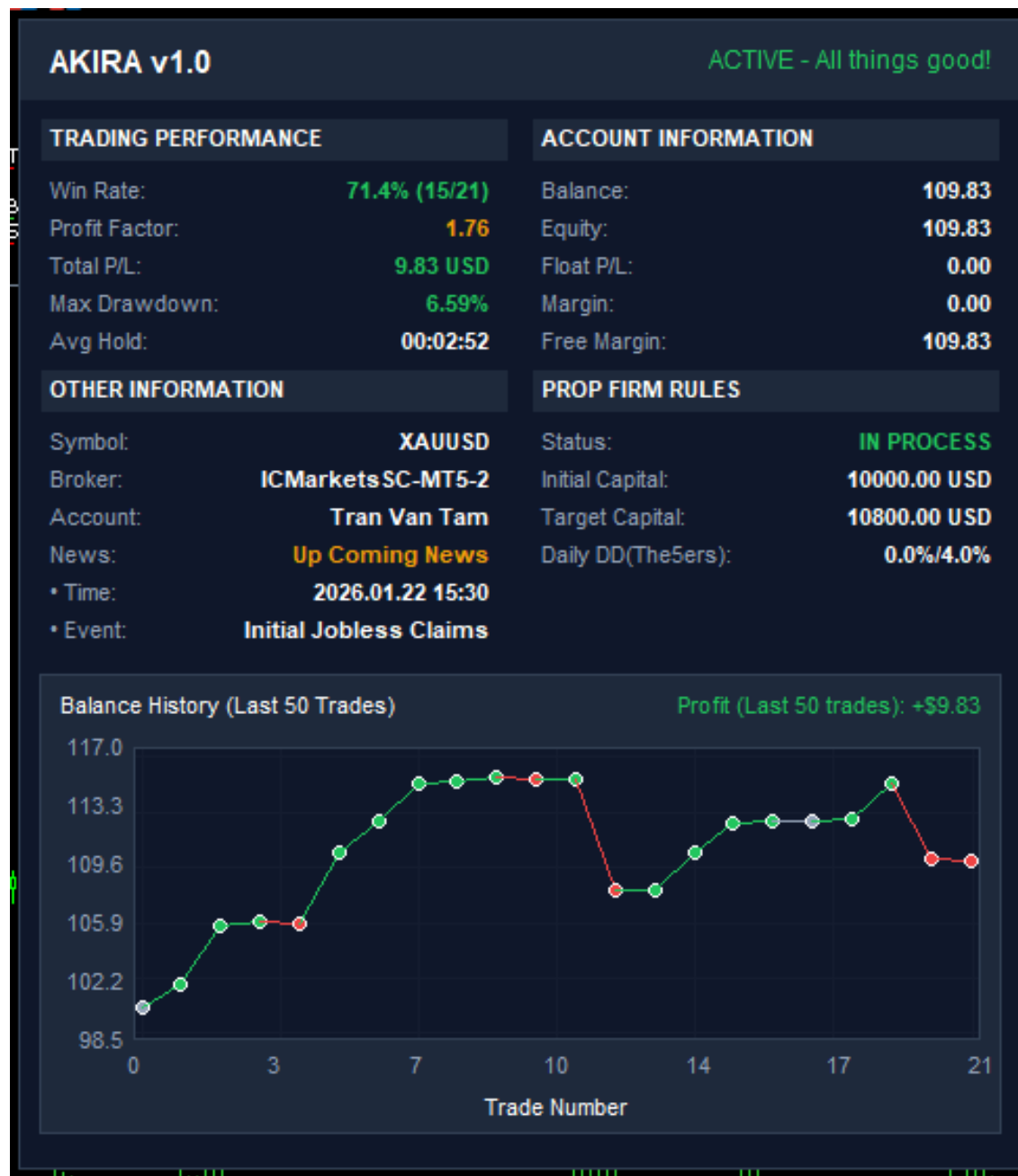


Hello everyone, I'm Tam Tran, a trader from Vietnam. I will briefly explain all the inputs of this **Akira MT5 EA** for you.

I. SHOW INFO PANEL:

Variable	Value
SHOW INFO PANEL	
 InpInfoPanelNotice	Info Panel Should Be Disable In Strategy Tester
 InpShowInfoPanel	false
 InpPanelTheme	Theme_DarkProfessional
 InpPanelX	10
 InpPanelY	20

1. **InpInfoNotice**: Simply a note for the user.
2. **InpShowInfoPanel**: Set to True to enable the Info Panel, or False to disable it. **Note: You must set this to False (default) during backtesting in the Strategy Tester.** Since the panel updates every 5 seconds, keeping it on will significantly slow down your backtest speed.
3. **InpPanelTheme**: Choose from 4 pre-designed themes based on your preference. The DarkProfessional theme is the default and fits most users.
4. **InpPanelX & InpPanelY**: These define the panel's position on the chart. Not critical.



Balance History (Last 50 Trades)

Profit (Last 50 trades): +\$9.83






Trade Number	Balance	Trade Result
0	98.5	Start
1	102.2	Profit
2	105.9	Profit
3	105.9	Profit
4	105.9	Loss
5	109.6	Profit
6	111.5	Profit
7	113.3	Profit
8	113.3	Profit
9	113.3	Profit
10	113.3	Profit
11	105.9	Loss
12	105.9	Loss
13	109.6	Profit
14	111.5	Profit
15	111.5	Profit
16	111.5	Profit
17	111.5	Profit
18	113.3	Profit
19	109.6	Loss
20	109.6	Loss
21	109.83	Profit

II. SAFETY CHECKS:

SAFETY CHECKS	
🔼 InpEnableSafetyChecks	true
½ InpMinFreeMarginPct	20.0
🔼 InpCheckFreezeLevels	true

1. **InpEnableSafetyChecks:** This is a master function containing several sub-checks. Basically, if set to True, the EA will perform safety validations before entering a trade: Maximum Lot size, Margin and Free Margin, Broker's Stop Level, and Freeze Level (if InpCheckFreezeLevels = true). It also ensures safety when adjusting SL via BreakEven and Trailing Stop functions. It is highly recommended to keep this True at all times. Set it to False only if you fully understand the risks, as doing so could lead to Margin Calls, rejected orders, failed SL modifications, or exceeding allowed volume.
2. **InpMinFreeMarginPct:** As the name suggests, this is the minimum Free Margin percentage required to prevent Margin Calls. This parameter is only active when InpEnableSafetyChecks is set to True.
3. **InpCheckFreezeLevels:** When set to True, the EA will check the Freeze Level distance when placing SL/TP. This is only active when InpEnableSafetyChecks is set to True.

III. PROP FIRM RULES

PROP FIRM RULES	
 InpUsePropFirmRules	false
 InpInitialCapital	10000.0
 InpProfitTargetPct	8.0
 InpDrawdownMethod	DD_METHOD_THE5ERS
 InpDailyDrawdownPct	4.0

1. **InpUsePropFirmRules:** Set to True to enable Prop Firm rules; otherwise, set to False. If you are a Prop Firm trader, you should enable this to limit daily drawdown and avoid rule violations. It will close all positions and lock the account status to prevent new trades for the day once the daily drawdown limit is hit or when the profit target is reached (before the firm updates your status).
2. **InpInitialCapital:** Your initial account balance. Enter the exact starting capital of your Prop Firm account. If this value is incorrect, all Prop Firm logic and calculations will be compromised.
3. **InpProfitTargetPct:** The target growth percentage based on InpInitialCapital. You can set this % according to the profit target required to pass your evaluation.
4. **InpDrawdownMethod: Important.** Please double-check how your Prop Firm calculates drawdown. I have categorized this into 3 common methods represented by major firms:

- **FTMO:** Daily DD is calculated based on the starting Balance of the day (Broker server time).
 - **The5ers:** Daily DD is calculated based on either the starting Balance or starting Equity of the day, whichever is higher (Broker server time).
 - **Oanda:** Daily DD is calculated based on the all-time High Equity (Floating Daily DD).
5. **InpDailyDrawdownPct:** The daily drawdown percentage limit. If your Prop Firm allows a 5% max daily drawdown, you should set this to 4% - 4.5% to account for slippage or other unexpected market factors.







IV. RISK MANAGEMENT:

RISK MANAGEMENT	
 InpRiskType	Risk_HighPercent
$\frac{1}{2}$ InpFixedLot	0.01
$\frac{1}{2}$ InpLotPer1000Capital	0.01
$\frac{1}{2}$ InpSlPercent	0.15
$\frac{1}{2}$ InpTpPercent	0.3

1. **InpRiskType:** Select how the risk per trade is calculated. There are 5 options: FixedLot, ByBalancePer1000Capital, and Low/Medium/HighPercent.
 - **Fixed Lot:** Uses a static lot size based on the InpFixedLot input.
 - **ByBalancePer1000Capital:** Also known as **Auto Lot**, using the InpLotPer1000Capital input. For example, if your capital is \$10,000 and InpLotPer1000Capital is 0.01, the EA will open 0.1 lot. If your balance grows to \$11,000, it will adjust to 0.11 lot.
 - **Low/Medium/HighPercent:** These represent 1%, 2.5%, and 5% risk respectively. All are calculated based on the balance and the InpSlPercent distance to ensure you don't exceed your risk limit in most scenarios.
 - **Note:** If your margin is sufficient but your account balance is too small, the EA will default to a 0.01 lot regardless of the settings.
2. **InpFixedLot:** Static lot size, active only when FixedLot mode is selected.
3. **InpLotPer1000Capital:** Auto lot value, active only when ByBalancePer1000Capital mode is selected.

4. **InpSlPercent**: Stop Loss value calculated as a percentage of the price to adapt to market volatility.
5. **InpTpPercent**: Take Profit value calculated as a percentage of the price. However, most trades are closed at a positive SL via Break Even or Trailing Stop, so this target is rarely hit.

V. BREAK EVEN & TRAILING STOP:

BREAK EVEN & TRAILING STOP	
 InpEnableBreakEven	true
 InpBEPTriggerPercent	0.05
 InpBEPPercent	0.005
 InpEnableTrailStop	true
 InpTslTriggerPercent	0.1
 InpTslPercent	0.01

1. **InpEnableBreakEven**: Set to True to enable the Break Even feature, or False to disable it. Whether to use this depends on your trading style. If disabled, you should consider reducing the InpTslTriggerPercent and InpTslPercent values accordingly.
2. **InpBEPTriggerPercent**: The minimum profit threshold, calculated as a percentage of the price, required to trigger the Break Even function.
3. **InpBEPPercent**: BEP stands for **Break Even Point**. This adds a small buffer to cover commissions or account for slippage when moving the Stop Loss to break even. It is calculated as a price percentage distance from the entry price.
4. **InpEnableTrailStop**: **Important**. It is highly recommended to keep the Trailing Stop feature enabled at all times.
5. **InpTslTriggerPercent**: The minimum profit threshold, calculated as a percentage of the price, required to activate the Trailing Stop.
6. **InpTslPercent**: The distance (step) between the current price and the Stop Loss managed by the Trailing Stop function, calculated as a percentage of the price.



















VI. CORE LOGIC:

CORE LOGIC	
01 InpLookbackPeriod	250
01 InpBarsNRight	160
01 InpBarsNLeft	40
01 InpExpirationBars	300
1/2 InpMinDistanceToEntry	0.05
1/2 InpMaxDistanceToEntry	0.35
InpTimeframe	5 Minutes
01 InpMagic	15012026
ab InpTradeComment	AKIRA

1. **InpLookbackPeriod:** The number of bars to look back for finding high/low points.
2. **InpBarsNRight:** The number of bars to the right of a high/low point for confirmation.
3. **InpBarsNLeft:** The number of bars to the left of a high/low point for confirmation.
4. **InpExpirationBars:** The number of bars before a pending order expires.
5. **InpMinDistanceToEntry:** The minimum distance (%) from the current price to the entry point.
6. **InpMaxDistanceToEntry:** The maximum distance (%) from the current price to the entry point.
7. **InpTimeframe:** The trading timeframe.
8. **InpMagic:** The unique Magic Number to identify orders from this EA.
9. **InpTradeComment:** A custom comment attached to each trade.

Important! If you are trading on a Prop Firm account, you must change the **InpMagic** and **InpTradeComment** to your own unique values. For example, use your date of birth for **InpMagic** and your name for **InpTradeComment**.












VII. TIME SESSION:

TRADING SESSIONS	
 InpCloseAllPositionsOutSideTime	false
 InpCloseAllOrdersOutSideTime	true
 InpTradeMonday	true
 InpMonStartHour	_0100
 InpMonEndHour	_1801
 InpTradeTuesday	true
 InpTueStartHour	_0100
 InpTueEndHour	_1801
 InpTradeWednesday	true
 InpWedStartHour	_0100
 InpWedEndHour	_1801
 InpTradeThursday	true
 InpThuStartHour	_0100
 InpThuEndHour	_1801
 InpTradeFriday	true
 InpFriStartHour	_0100
 InpFriEndHour	_1801
 InpNoOrdersOverWeekend	true

- **InpCloseAllPositionsOutSideTime:** If True, the EA closes all open positions outside of trading hours.
- **InpCloseAllOrdersOutSideTime:** If True, the EA cancels all pending orders outside of trading hours.
- **InpTrade[Day]:** Enable or disable trading for specific days (Monday to Friday).
- **Inp[Day]StartHour / EndHour:** Sets the specific start and end hours for trading each day (1-23).
- **InpNoOrdersOverWeekend:** If True, the EA avoids holding or placing orders over the weekend.

VIII. NEWS FILTER:

Economic News Filtering settings to protect your account during high volatility.

NEWS FILTER	
 InpNewsFilterNotice	News Filter Should Be Disable In Strategy Tester
 InpNewsFilterOn	false
 InpNewsMode	NewsMode_Automatic
 InpNewsCurrencies	USD
 InpHighImpactOnly	3
 InpKeyNews	NFP,CPI,PPI,PMI,GDP,CPE,Nonfarm Payrolls,Interrest Rate,R...
 InpStopBeforeMin	10
 InpStartTradingMin	5
 InpDaysNewsLookup	30
 InpSeparator	COMMA
 InpClosePendingOnNews	false

1. **InpNewsFilterNotice:** Simply a note for the user.
2. **InpNewsFilterOn:** Set to True to enable the news filter, or False to disable it.
3. **InpNewsMode:** Choose between Automatic (filters by impact level) or Manual (filters by specific keywords).
4. **InpNewsCurrencies:** Enter the currencies you want to monitor, separated by commas (e.g., "USD,EUR,GBP").
5. **InpHighImpactOnly:** Set the minimum impact level to filter when using Automatic mode (Default is 3 for High Impact).
6. **InpKeyNews:** Enter specific keywords for the news events you want to avoid when using Manual mode (e.g., "NFP, CPI, FOMC").
7. **InpStopBeforeMin:** The number of minutes to stop trading before a news event occurs.
8. **InpStartTradingMin:** The number of minutes to wait before resuming trading after a news event.
9. **InpDaysNewsLookup:** The number of days the EA looks ahead to retrieve the economic calendar.
10. **InpSeparator:** Choose the character used to separate your keywords (COMMA or SEMICOLON).
11. **InpClosePendingOnNews:** If set to True, the EA will automatically delete all pending orders when a filtered news event is detected.

IX. IMPORTANT NOTES:

1. **Magic Number:** Ensure each EA instance has a unique Magic Number to avoid trade conflicts.
2. **Risk Management:** Select a risk management type that aligns with your capital and trading style.
3. **Prop Firm Rules:** Enable this feature only when trading on Prop Firm accounts.
4. **News Filter:** It is recommended to disable this feature during backtests in the Strategy Tester.
5. **Time Sessions:** Adjust these settings according to your broker's server time and market hours.
6. **Safety Checks:** Always keep these enabled to protect your account from unexpected risks.

X. RISK WARNING:

Forex and CFD trading involve high risk and can result in the loss of your entire investment. Only trade with capital you are willing to lose. This EA is a support tool only and does not guarantee profits.